



An islet at the lounge, even three islets, brought us the idea to call this robust design 'Isley'. It can be used as free-standing units or linked together. Single, double, or triple combinations provide you significant seating area at the lounges. Isley is the result of an attentive search to

arouse the emotions of the user-perceived by sight and touch. Isley lounge presents a ready to fly, ready to welcome you at the lounge motto. Unique asymmetric shapes are nicely turned to symmetry when you multiply the units. Isley with its wide size and shape can be super fit with all lounges and shopping malls.

### Wooden Carcass

Wood frame is constructed from 18mm poplar plywood, 22.5 mm beech timber and 3 mm MDF.

### Foam

Seat top is aligned with 35 DNS 5 cm firm foam while all sides are aligned with 22 DNS 1 cm foam creating a smooth resting surface. The carcass is then wrapped with synthetic fiber, to prevent sliding of fabric.

### Upholstery

Predefined amount of fabric is cutted in pieces by CNC Laser Fabric Cutter machines. The cutted pieces are joined via needle sewing machines and upholstery is done. When upholstery process is fully completed, the arms are fitted to the body. Dust cover is stapled underneath the sofa to give the sofa a finished look.

### Fabric Consumption

	SMALL	LARGE
COM *	2,60 lm	3,60 lm
COL **	4,73 m <sup>2</sup>	6,55 m <sup>2</sup>



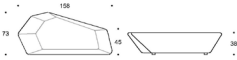

\* Customer own fabric and artificial leather width 140 cm

\*\* Customer own genuine leather

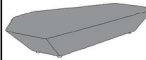





Base Versions

1 SMALL SML:

Figure	Code & Description	Frame Color	Packing Info	Dimensions
	<b>ISPSSML</b> ISLEY BENCH *SMALL		 77 x 162 x H.42 0,524 m <sup>3</sup>	
			 21,70	

2 LARGE LAR:

Figure	Code & Description	Frame Color	Packing Info	Dimensions
	<b>ISPSLAR</b> ISLEY BENCH *LARGE		 102 x 212 x H.42 0,908 m <sup>3</sup>	
			 32,35	