



Marina is a new concept inspired by the sea, in the organic forms it generates. Quality craftsmanship, precise lines and refined details are the key terms of the new seating system designed by Yonoh Studio, in a range of finishes. It's the ideal chair to distinguish contemporary settings such as lounge areas, waiting rooms, cosy seating areas. Always from a very

geometric point of view, the Valencian design studio manages to mix form and function with a very own style. Marina, with its generous size of the seat, challenges our perception of dimensions, comfortable backrest and seat act as a contrast to its light frame. Marina is made up of armchairs, chairs, stools and benches, always with an upholstered seat and a wide variety of feet for different uses.

Seat Part Metal Frame

13 mm dia. welded metal tubes supported by 5x20 mm bended metal sheet plates together create the frame in form of a seat shell.

Seat Part Polyurethane Injection

The frame is placed in the mould and fixed by using M8 bolts. Ideal density of polyurethane compound, 3005 grams of polyurethane and 1772 grams isocyanate, is poured into the mould, waited on average 7 to 8 minutes to harden. When the the seat shell is sculpted to the desired shape, it is separated from the mould, cleaned, grinded with limer 80 emery to give the it a smooth surface.

Upholstery

Predefined amount of fabric is cutted in pieces by CNC Laser Fabric Cutter machines. The cutted pieces are joined via needle sewing machines at the sewing station then the seat shell is fully upholstered at the fitting station. 40 wt.thread is used for sewing, 20wt.thread is used for blind stitching on the outside of your upholstered work.

Fabric Consumption

	MARINA
COM *	1,90 lm
COL **	3,50 m ²



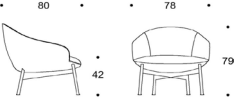

* Customer own fabric and artificial leather width 140 cm

** Customer own genuine leather



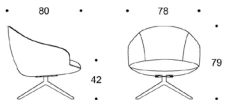



Base Versions



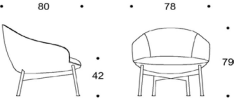

1 4 LEGS TUBE BASE 4LT:

Figure	Code & Description	Frame Color	Packing Info	Dimensions
	MASS4LT MARINA ARMCHAIR *4 LEGS TUBE BASE	* STANDARD RAL COLORS * CHROME * BRASS / COPPER*	 84 x 82 x H.83 0,571 m ³	
			 19,00	

2 4STAR ROTATING BASE 4SR:

Figure	Code & Description	Frame Color	Packing Info	Dimensions
	MASS4SR MARINA ARMCHAIR *4 STAR ROTATING BASE	* STANDARD RAL COLORS * CHROME * BRASS / COPPER*	 84 x 82 x H.83 0,571 m ³	
			 24,50	

3 WOODEN BASE WOB:

Figure	Code & Description	Frame Color	Packing Info	Dimensions
	MASSWOB MARINA ARMCHAIR *WOODEN BASE	*ASH-TREE COLORS	 84 x 82 x H.83 0,571 m ³	
			 18,00	