



Shelly armchair offers functional simplicity and modern aesthetics, which are tempered by the softness and warmth of the quilted shell option. It is offered in a variety of upholstery options, providing a multitude of design combinations that give this armchair versatility in a wide range of corporate, public, and private contexts. The multi-purpose armchair fits in

the lobby areas both as stand-alone eyecatchers or as part of an inviting seating group. Shelly is imagined with a double look: a more bourgeois and elegant, completely tight one, and another more casual, entirely quilted one. In addition, a practical auto 110° rotating base option characterizes it. It comes with non-removable fabric or leather upholstery.

Seat Part Metal Frame

13 mm dia. welded metal tubes supported by 5x20 mm, 3x16 mm bended metal sheet plates together create the frame in form of a seat shell.

Seat Part Polyurethane Injection

The frame is placed in the mould and fixed by using M8 bolts. Ideal density of polyurethane compound, 5839 grams of polyurethane and 3349 grams isocyanate, is poured into the mould, waited on average 7 to 8 minutes to harden. When the the seat shell is sculpted to the desired shape, it is separated from the mould, cleaned, grinded with limer 80 emery to give the it a smooth surface.

Upholstery

Predefined amount of fabric is cutted in pieces by CNC Laser Fabric Cutter machines. The cutted pieces are joined via needle sewing machines at the sewing station then the seat shell is fully upholstered at the fitting station. 40 wt. thread is used for sewing, 20wt. thread is used for blind stitching on the outside of your upholstered work.

Fabric Consumption

| | SHELLY | WITH BACK QUILTING |
|--------|---------|--------------------|
| COM * | 3,70 lm | 3,90 lm |
| COL ** | 6,80 m² | 7,10 m² |











* Customer own fabric and artificial leather width 140 cm

** Customer own genuine leather













Base Versions

1 FIXED

| Figure | Code & Description | Frame Color | Packing Info | Dimensions |
|---|---|-------------|--|--|
|  | SLSSS1S SHELLY LOUNGE ARMCHAIR | |  78 x 82 x H.82 0,521 m ³ |   |
| | | |  27,00 | |
|  | SLSQS1S SHELLY LOUNGE ARMCHAIR *WITH BACK QUILTING | |  78 x 82 x H.82 0,521 m ³ |   |
| | | |  27,00 | |

2 AUTO ROTATING

| Figure | Code & Description | Frame Color | Packing Info | Dimensions |
|---|---|-------------|--|---|
|  | SLSSR1S SHELLY LOUNGE ARMCHAIR *AUTO ROTATING | |  78 x 82 x H.82 0,521 m ³ |   |
| | | |  31,00 | |
|  | SLSQR1S SHELLY LOUNGE ARMCHAIR *WITH BACK QUILTING *AUTO ROTATING | |  78 x 82 x H.82 0,521 m ³ |   |
| | | |  31,00 | |